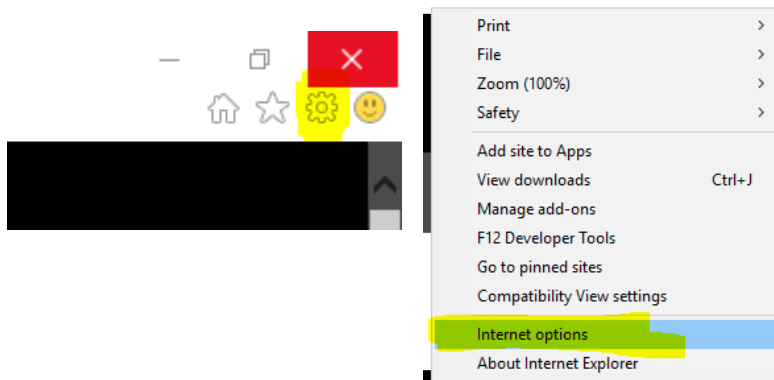
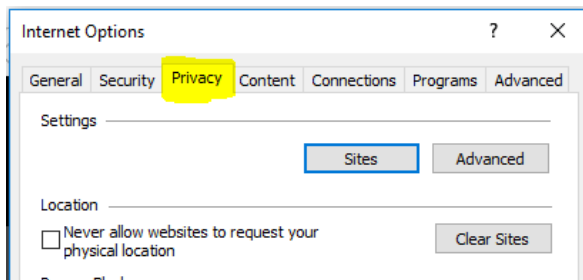


# How to disable Pop-up blockers – IE

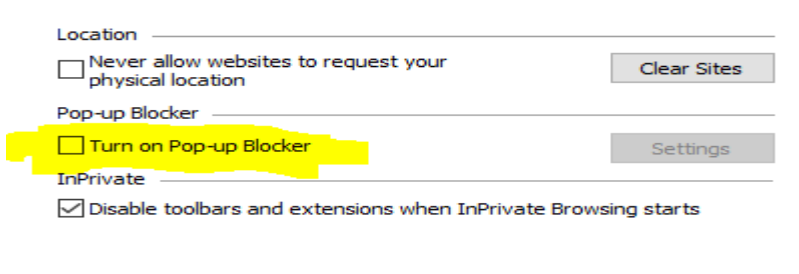
1. Click the **GEAR** icon and select **Internet Options**.



2. Select the **Privacy** tab.



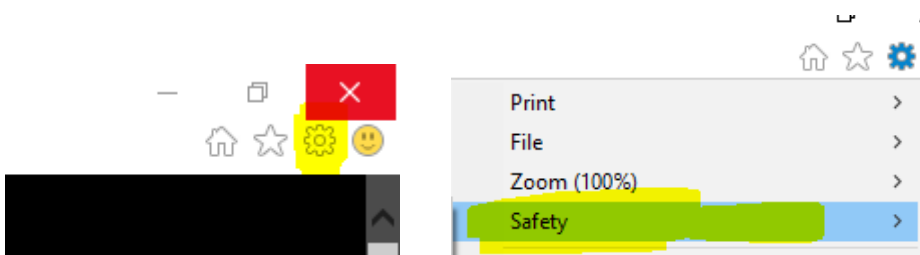
3. Uncheck **Turn on Pop-up Blocker** to disable the pop-up blocker.



4. Click **OK**.

# How to disable Pop-up blockers – IE

1. Click the **GEAR** icon and select **Safety**.



2. Select the **Delete browsing history** tab.



3. Check **Temporary internet files and website files** and click **Delete**.

